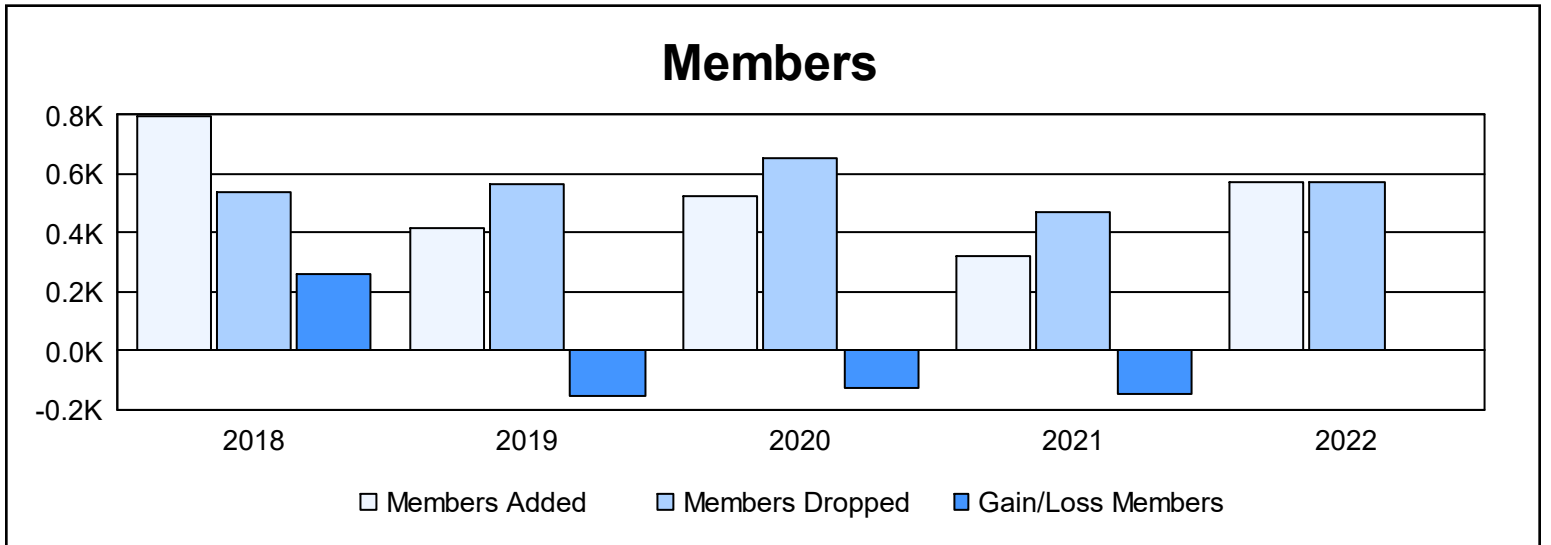
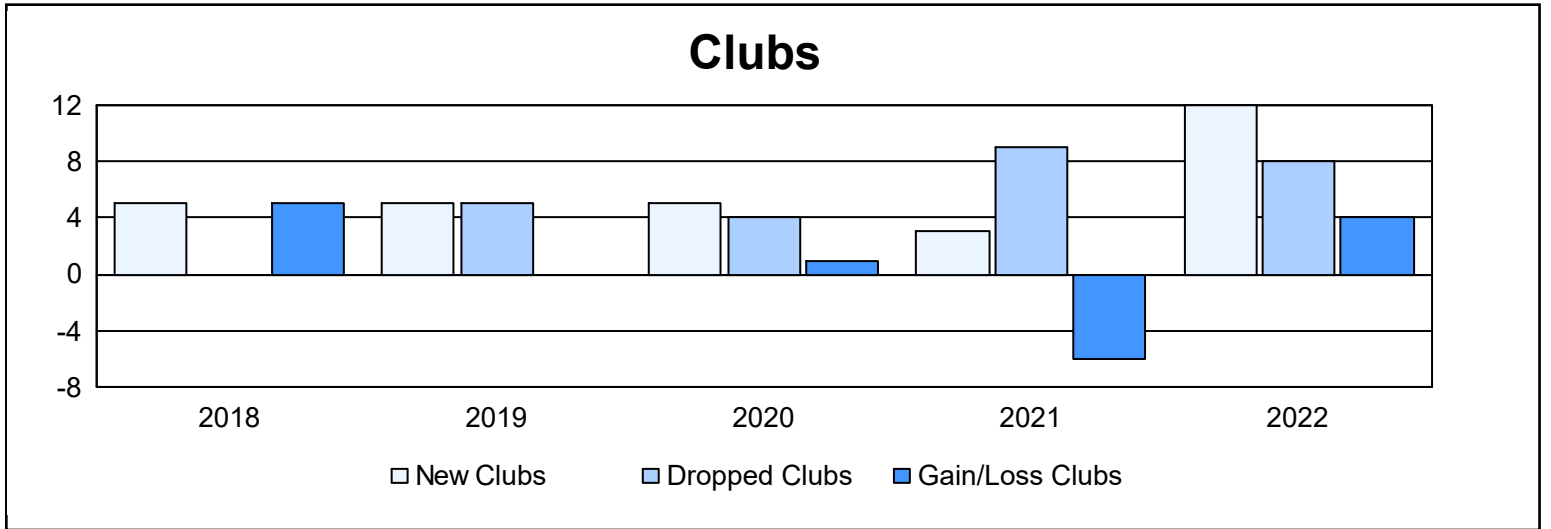
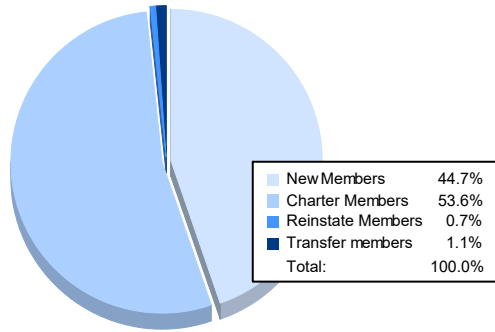


| Year           | New Clubs | Dropped Clubs | Gain/ Loss Clubs | New Members | Charter Members | Reinstate Members | Transfer Members | Total Member Added | Total Members Dropped | Gain/ Loss Members |
|----------------|-----------|---------------|------------------|-------------|-----------------|-------------------|------------------|--------------------|-----------------------|--------------------|
| 2017-2018      | 5         | 0             | 5                | 572         | 207             | 16                | 0                | 795                | 538                   | 257                |
| 2018-2019      | 5         | 5             | 0                | 272         | 121             | 20                | 2                | 415                | 567                   | -152               |
| 2019-2020      | 5         | 4             | 1                | 331         | 133             | 34                | 24               | 522                | 651                   | -129               |
| 2020-2021      | 3         | 9             | -6               | 237         | 68              | 11                | 4                | 320                | 469                   | -149               |
| 2021-2022      | 12        | 8             | 4                | 255         | 306             | 4                 | 6                | 571                | 569                   | 2                  |
| <b>Average</b> | <b>6</b>  | <b>5</b>      | <b>1</b>         | <b>333</b>  | <b>167</b>      | <b>17</b>         | <b>7</b>         | <b>525</b>         | <b>559</b>            | <b>-34</b>         |



### Membership Composition June 2022 Cumulative



### Gender Composition June 2022 Cumulative

